

Find Your Beauty **MILBON**



Power to defend and defeat damage.
面对受损也绝不妥协的力量。


MYFORCE
ACIDDEFEND

Our aim is to protect the hair's original strength and beauty from chemical treatment.

宗旨是通过化学处理，
维持秀发原来的强度与美丽。

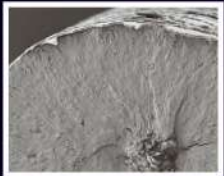
Levulinic acid, a plant derived chemical sufficiently hinders excessive oxidation caused by chemical treatment. Thus, reducing damage in hair.

源自植物的乙酰丙酸成分可以最大效力地抑制化学处理时的过度氧化。减少发丝内的损伤。

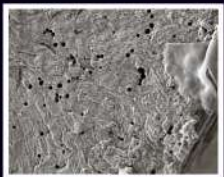


<Changes in bleached hair>
【漂白发丝内部的变化】

- Hair condition before bleaching
漂白发前的发丝

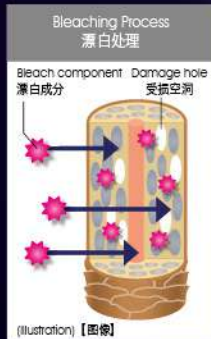


- Hair condition after bleaching
漂白发后的发丝



Damage holes appear in hair due to protein outflow.
蛋白质的流失，导致发丝内部受损空洞的产生

<ACID DEFEND No. 1 Functional Mechanism in Bleach>
【漂白时ACID DEFEND NO.1的操作模式】



Excessive oxidation by the bleach component causes protein outflow in hair.
漂白成分的过度氧化，导致发丝内蛋白质的流失



It hinders excessive oxidation by the bleach component to prevent protein outflow.
抑制漂白成分的过度氧化，抑制发丝内蛋白质的流失



◆ Levulinic acid - an organic acid obtained through chemical synthesis from plant
乙酰丙酸 ··· 源自于植物，化学合成后形成的有机酸。

ACID DEFEND

The power to defend and defeat damage in hair.

敬请体验【ACID DEFEND】

减低受损效果后给予秀发的质感

MYFORCE

ACIDDEFEND

ACIDDEFEND

No. 1



Hinder protein outflow during chemical treatment, and reduce damage holes.

抑制化学处理时发丝内蛋白质的流失，减少受损空洞的产生

MY FORCE
ACID DEFEND NO.1

ACIDDEFEND

No. 2



Repair damaged cuticles from chemical treatment, whilst giving it back the elasticity and moisture.

整顿化学处理后的毛鳞片，给予【滋润】【浓密】的质感

MY FORCE
ACID DEFEND NO.2

[ACID DEFEND] Basic Process / [ACID DEFEND] 的基本使用流程

(Hair Color / Bleach)

! Kindly shampoo in case there is styling cream, gel or wax applied on hair. 如果使用者着较硬的定型剂(发蜡、发胶、定型喷雾等)，建议事前洗发



Pre-mix color / bleach powder before adding. Then, mix after adding. Refer below for usage amount. 先将染料/漂白粉与双氧乳混合均匀。再将其加入后，混合均匀。用量请参考以下内容。

Remove excess moisture, then apply **ACID DEFEND No. 2** on the middle to ends and massage. 拧干多余的水分后，将**ACID DEFEND NO. 2**均匀涂抹于发中至发尾

• No sitting time. Lightly rinse to avoid any residues on the scalp. 不需要放置时间。避免药剂残留在头皮，轻柔地冲水即可

ACID DEFEND
USAGE AMOUNT
的用量

Color Cream 染料	ACID DEFEND No.1
20g	1mL (1 pump / 泵)

*ACID DEFEND No. 1: 1mL = 1g
*ACID DEFEND No. 1的1ml相当于1g

Length 长度	ACID DEFEND No. 2
Short / 短发	9g (3 pumps / 泵)
Medium / 中长发	12g (4 pumps / 泵)
Long / 长发	15g (5 pumps / 泵)

(Rebonding)



Mix after adding. Refer below for usage amount. 将其加入后混合均匀。用量请参考以下内容。

Remove excess moisture, then apply **ACID DEFEND No. 2** on the middle to ends and massage. 拧干多余的水分后，不稀释**ACID DEFEND NO. 2**的状态下，均匀涂抹于发中至发尾

• No sitting time. Rinse thoroughly until slimy texture is gone. 不需要放置时间。需冲洗至完全没有粘滑触感为止

ACID DEFEND
USAGE AMOUNT
的用量

Rebonding Cream 软化剂	ACID DEFEND No.1
20g	1mL (1 pump / 泵)

*ACID DEFEND No. 1: 1mL = 1g
*ACID DEFEND NO. 1的1ml相当于1g

Length 长度	ACID DEFEND No. 2
Short / 短发	9g (3 pumps / 泵)
Medium / 中长发	12g (4 pumps / 泵)
Long / 长发	15g (5 pumps / 泵)

CAUTION! 注意事项

*Remember to mix color / bleach powder with peroxide before adding in ACID DEFEND No.1 as it will **generate heat** when come in contact with unmixed bleach powder.
*Do not add ACID DEFEND into Neutralizer (perm or rebonding) which contains bromate (active ingredient) as this will **generate toxic gas**.
*ACID DEFEND NO. 1在接触还未混合双氧乳的漂白粉有可能产生热量。
*请勿将 ACID DEFEND 混入含有溴酸盐成分的拉直膏定型剂。可能会产生有毒气体。

ABOUT MYFORCE

MY FORCE is a technical care brand empowered by hair designers to enhance quality designs pursued by women.

MYFORCE是借助发型设计师的能力
提高女性发型设计的质量的技术护理品牌

MYFORCE ACID DEFEND No.1



500mL



500mL
Pump / 专用泵



100mL

MYFORCE ACID DEFEND No.2



1kg
Refill Pack
(替换用)



500g
Pump Bottle
业务专用真空瓶
(替换用)



200g

Exclusive Distributor : **NEKDERX** Sdn Bhd (243577-W) Tel : 03 - 7726 8733

East Malaysia Sub - Distributor : **UNI BEAUTY ENTERPRISE SDN BHD** Tel : 088 - 230776



MILBON MALAYSIA