




MILBON

nigelle
dressia collection





MILBON



MILKREAM

For a cuter perm design

NIGELLE DRESSIA COLLECTION
MILKREAM SERIES

MILKREAM STYLING


Airy hair with air captured in the center



Start from towel dry condition



Estimated amount (medium) size of 1 pearl



① Spread the milkream thoroughly on palm, then apply from the center of the permed hair to the tips




② Do not twirl with fingers but lift the hair up and dry it by blowing the inner parts to allow air in



Estimated amount (medium) size of 0.5 pearl

Apply once again after dry



③ Finish by applying milkream once again on the center to the tips and style it

Provides strong elasticity to perm design



**NIGELLE
MILKREAM BITTER**
80g

Candelilla Wax * (Set Component)
Natural wax ingredients derived from plants give a strong setting

*Candelilla wax


Floral Fruity Musk Fragrant

Here's the POINT!

Watch video of styling method here!



www.youtube.com/user/nigellemilkream2



A photograph of two women in elegant dresses. The woman on the left has short, wavy brown hair and is wearing a white, draped dress. The woman on the right has long, dark, wavy hair with bangs and is wearing a light green, off-the-shoulder dress. They are both looking out a window with a metal railing. The background is a textured, light-colored wall.

SMOKYDRY CREAM

For a hidden dry look

NIGELLE DRESSIA COLLECTION
SMOKYDRY CREAM

SMOKYDRY CREAMS STYLING

“ Dull floating feel” with dry look



Start from
dry condition



Estimated
amount
(medium)
size of 1 pearl



① Spread the Smokydry Cream on
your palm and apply on whole hair
from the bottom to the top by lifting it



② Create floating style by lighty
pinching on the top surface
and fringe



③ Pinch the hair tips to allow air
to enter to make lift and adjust
the hair tips to suit

Whitish smoky texture and a light sense
of float creates voluminous hair ends



NIGELLE
SMOKYDRY CREAM
60g

Float Powder * (Set Component)

Natural powder component that
provides a sense of light float

*Diatomaceous earth



Fruity Floral Musk Fragrant

Here's
the
POINT!

Watch video of styling method here!



[www.youtube.com/user/
nigellesmoky2](https://www.youtube.com/user/nigellesmoky2)



*Gently and lightly,
uniformly coated with warm fog.*

*Warm fog is formed with the large amount of
vaporized gas. Hair doesn't get messy and
wet easily, it doesn't destroy the base form
and creates a light finishing.*

Soft and lifting
appearance with soft texture
allowing fingers to
lightly run through.

Airy lifting
feel and soft texture



**NIGELLE
LAFUSION**
SILKYFOG

Create natural elegant style with light movement.

“ Soft, run through fingers”

Provides softness and lightness where the fingers can run through for damage hair with stiffness on the center and hair ends

SILKYFOG

Turning force on fog will allow it to effuse, which will also make fog easy and gentle to apply.



175g

Moringa seed oil with high moisturizing effect moisturizes up till the hair ends, and provides lightness where the fingers can run through.



Soft Touch

Go through your hair with your fingers and spray while you move the hair below



The green fruity fragrance which also has treatment effect spreads all over and gives you a pleasant styling time.

Fruity fragrance spreads all over when use.



Color is beautifully enhanced with SILK PPT.

The SILK PPT which has conditioning effect provides natural luster to colored hair which damages easily and brings out the elegance.



**NIGELLE
LAFUSION**

STAYFOG

A color generation spray for creating airy and soft hair

“ Stays, sustains”

It won't tangle since it doesn't get wet easily
and it only stays on parts that are sprayed.

STAYFOG

Pieces of flake will not occur during usage and
it comes off from your hair when wash with shampoo.



175g

The 3 types of polymer create membrane of high elasticity with clamping force
and has quick drying effect that last well.



3-D Fringe

Hold the ends of your fringe, then adjust the
position and spray from below





*White Floral &
Fruity La France*



Xpress Design A Fluffy Style
Rapid! Sweet! Presents the perfect hairstyle in 30 seconds

Making Lightweight, Expression of Fluffy Feeling
Easy to grasp & create a casual new hairstyle!



Expression of light, fluffy feeling

FLICK WAX



Create volume from the top.



Expression of light, fluffy styling.

APPLICATION

1. Take a pearl size wax and rub evenly on palm.
2. Apply & spread the wax evenly starting from the top and grasp till the hair end.
3. Knead & adjust the surface of the hair to create casual, freely fluffy style as you desire.



Expression of soft perfect feeling

TRACE WAX



Use fingertips to slide over the hair ends.



Express cohesion of hair tips while preserving lightness.

APPLICATION

1. Take a pearl size wax and rub evenly on palm.
2. Apply the wax by running the fingers thoroughly to the flow of the hair.
3. Create texture and style as you desire.



Expression of 3D strong hold feeling


GRASP WAX



Use your fingertips to grasp hair roots and fixed the style.



Express a well-modulated 3D feel.



APPLICATION

1. Take a pearl size wax and rub evenly on palm.
2. Apply the wax with fingertips to grasp the hair roots.
3. Complete the hair style as you desire.



Create bold looking hairstyle.

BOLD MAKE CLAY sh



- Out-standing hairstyle and bouncy hair can be created on all hair types.



- Styling last long as it will not make your hair stiff and sticky.

APPLICATION

1. Take just a little (slightly bigger than the size of redbean) of the Bold Make Clay sh and mix thoroughly with your palms, then apply from the roots to the center by quickly grasping and lifting the hair.
2. Use fingers to slide over the parts that you want it to stand out by lifting it and making it looks bouncy.



A new trend,
imparting sparkle,
shine and
wet sensation



Wax Jelly

Firm Movement

Jelly H

90g

Strong holding power
with uplifting effect.

“A new mood is created with the hair movement which moves freely”.

nigelle
dressia collection



Exclusive Distributor : **NEKDERX** Sdn Bhd (241577-9) Tel : 03 - 7726 8733
East Malaysia Sub - Distributor : **UNI BEAUTY ENTERPRISE SDN BHD** Tel : 088 - 230776



MILBON MALAYSIA