

Find Your Beauty **MILBON**

jemile fran

hair make up series
cream and gloss

NEKDERX



Jemile Fran
Cream +

80g



Jemile Fran
Gel Cream +

60g



For achieving rough hair flow!
使头发顺畅!



Watch the video here
在这里观看视频

Long lasting loose and effortless
texture all day long
全天持久松散，轻松的质地。



Watch the video here
在这里观看视频

How to use Cream+ 如何使用 Cream +

Jemile Fran
Cream +

Medium: 2 pearl size 短发-2颗珍珠般
Bob: 1 1/2 pearl size Bob - 1 1/2颗珍珠般
Long :4 pearl size 长发-4颗珍珠般



Spread cream evenly on the palm and in between the fingers, then apply with fingers running over from the roots around the face area towards the neckline.
在手掌上和手指之间均匀涂抹乳霜，然后用手指从脸部周围的根部向颈部延伸。


Use fingers to run through the roots as though you're doing an up-do hairstyle to rub in the cream.
用手指穿过发根，就好像您正在做发型一样在乳霜中揉搓一样。

Arrange with the sequence of top > middle > ends to create airy texture.
按照顶部>中间>末端的顺序排列以创建通风的纹理。

How to use Gel Cream+ 如何使用 Gel Cream +



BEFORE



Spread cream all over the palm. Do not spread in between fingers.
将产品涂抹在手掌上。不要散布在手指之间。




Hair condition
Before application
使用前
头发状况




1 Place hand at the back in the inner section of hair and apply while moving up and down near the roots area.
将手放在头后部，在头发的内部，并在根部附近上下移动的同时涂抹凝胶霜。

2



Apply the remaining on both sides, from the roots at the top to create fluffy texture.
从顶部的根部将剩余的两面都涂上，以形成蓬松的质地。

3



After applying the overall including the middle - ends, finish by adjusting the surface and ends using fingers
涂完包括中底在内的整体后，调整表面和手指来完成。



Short+Bob: 1 pearl size Bob - 1颗珍珠般
Medium: 1.5 pearl size 短发 - 1.5颗珍珠般
Long: 2 pearl size 长发 - 4颗珍珠般