

教育用资料
(禁止擅自转载)
Material for education
(Unauthorized reproduction is
prohibited)



**COLOR
GADGET** 

COLOR SHAMPOO

无论何时都想做自己喜欢的样子。
Want to be the way you like all the time.

音乐, 电影, 时尚, 甚至发色也是。
Music, movies, fashion, even hair color.

这一刻, 我的原则就是选择当下最喜欢的东西。
Choosing my favourite in the moment is my rule.

粉色, 绿色, 紫色……。
Pink, Green, Purple.

洗发之后, 随时都能成为自己喜欢的样子。
You can always be who you like after shampooing.

**COLOR
GADGET** 

这是一款能让你的头发颜色更持久的洗发水。
特别适合所有喜欢Milbon染发产品的顾客。
This is a colour shampoo that will make your colour last longer,
especially for all customers who like Milbon's colour products.

染色洗发剂, DYE SHAMPOO,

让发色美丽!
KEEP YOUR HAIR COLOUR LOOKING GREAT!



☆ ☆ ☆ ☆ ☆ ☆ ☆

☆...商务用(全4色)
Business use (all 4 colors)



商务用(全4色) 包装/ 1L
Refillable bottle/500ml packaging/ 1L

COLOR GADGET COLOR SHAMPOO (7 colors)
(From right) Lavender purple/milk tea greige/
camel beige/blueberry ash/pistachio green/
Strawberry pink/Valencia orange
150ml



Theory

point 1 不易引起颜色不均匀的“浓密泡沫秘诀”
"Dense bubble" is a formula to improve hair colour that tends to be uneven.

即使是漂发也会产生不会打结的浓密蓬松泡沫。
Using on bleached hair, can also produce a dense bubble. Also, it does not make your hair get knot.
由于泡沫会锁住染料的离子平衡度,从发根到发尾都能均匀的上色。
Because the bubbles will balance the ions of the dye, the hair will be coloured evenly from the roots to the ends.

染发洗发水的离子不平衡的情况下配合染料的话...
If the ions are not properly balanced and used directly with the dye...



洗着洗着...
During shampooing...



染料不能固定在泡沫中,泡沫容易变软,也是造成颜色不均匀的原因之一。
The dye does not remain in the foam. Foam is also relatively easy to collapse, which will cause uneven color.

▶▶ 先接触到泡沫的部分颜色会比较深。
The part that touches the foam first will be darker.



COLOR GADGET COLOR SHAMPOO

洗完为止...
After shampooing...



因为染料停留在泡沫中,也不易变形,所以改善可上色不均匀的问题。
Because the dye can stay in the foam, the foam is not easy to deform, so it can improve the problem of uneven color.

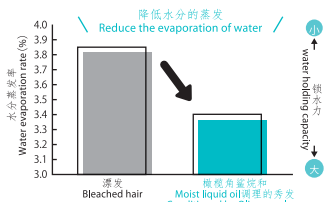
▶▶ 颜色能够均匀地让整体上色
The overall color goes on evenly.

point 2 导出美丽、水分充足的秀发“护发成分”
Create a beautiful, moisturizing hair (hair care ingredient)

▶ 提高锁水能力,防止干燥
Enhance water holding capacity to prevent drynes

配合了“橄榄鲨兰*”和“Moist liquid oil**”。
With using "Olive squalane*" and "Moist Liquid Oil*."
调整因染色和漂白而不规律的细胞膜复合脂质层,来防止干燥。
Repair irregular lipid layers of CMC after bleaching and coloring to prevent dryness.

● 水分蒸发率测试 Water evaporation rate test



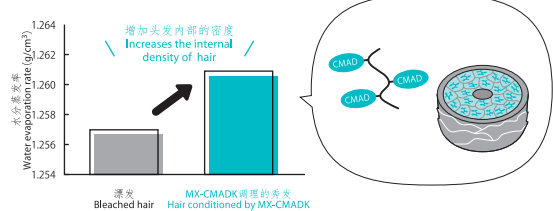
*角鲨烷(头发保护成分)
1* Squalane (hair protection ingredient)

**异硬脂酸异硬脂酸酯(头发保护成分)
2* Isostearyl isostearate (hair protection ingredient)

▶ 增加受损头发内部的密度
Increases the internal density of damaged hair

内含头发修护成分“MX-CMADK*”。它可以修复因反复染色和漂白而流失蛋白质的稀疏头发。
Hair repair ingredient "MX-CMADK". It protects hair that loses protein and becomes thin due to repeated coloring and bleaching.

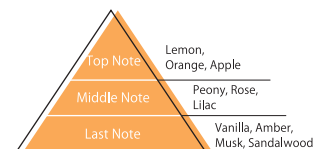
● 水分蒸发率测试 Water evaporation rate test



*羧基角蛋白二巯基角蛋白(羊毛)(头发修复成分)
3* Carboxylalanyl disulfide keratin (wool) (hair repair ingredient)

point 3 提升心情的“柑橘香&花香”
Citrus and floral scents can relax your mood.

清爽的柑橘香和华丽的花香轻柔地扩散。
It has light citrus aromas and gorgeous floral notes.



*插图仅供参考。
* illustrations are reference only.

LINEUP

染上清透的颜色,7种颜色的变化。
Hair can be dyed with clean colors and 7 colour variations.

适用于各种漂染设计。
Suitable for all kinds of bleach design.



项目名 Item Name	特点 Feature	浓度 Level	推荐的底色 Base color	合适的颜色例子 Suitable color
Lavender Purple	抑制黄色,淡紫色。 Suppression of yellow, light purple.	★★★★☆	16Lv以上 16lv above	● 白色系 White series ● 银色系 Silver series (事前使用16度的底色) (After using 16lv base color)
Milk Tea Greige	抑制黄色,含有粉红色的紫色。 Suppression of yellow, pinkish purple.	★★★★☆	16Lv以上 16lv above	● 灰色系 Grey series ● 奶茶色系 Milk Tea series
Camel Beige	柔和地抑制黄色,含有粉红色的米色。 Soft suppression of yellow, pinkish beige.	★★★★☆	16Lv以上 16lv above	● 米色系 Beige series ● 奶茶色系 Milk Tae series

* 浓度指的是这次的染色洗发水中显示的浓淡度。
* The "level" refers to the intensity of the stain in the shampoo.

项目名 Item Name	特点 Feature	浓度 Level	推荐的底色 Base color	合适的颜色例子 Suitable color
Blueberry Ash	抑制红色和橙色,ASH灰色系的清透蓝色。 Suppressed red and orange, ash blue.	★★★★☆	12Lv以上 12lv above	● Ash series ● Silver series (事前使用16度的底色) (After using 16lv base color) ● Blue series
Pistachio Green	抑制红色,清透的绿色。 Suppressed red, clean green.	★★★★☆	12Lv以上 12lv above	● Green series ● Matte series
Strawberry Pink	补充粉色系的色彩,浓厚又清透的粉色。 Complement pink, color and clean pink.	★★★★★	12Lv以上 12lv above	● Pink series
Valencia Orange	补充橙色系的色彩,浓厚又清透的橙色。 Complement orange, color and clean orange.	★★★★★	12Lv以上 12lv above	● Orange series

HOW TO USE >> SALON CARE

推荐于消除漂白后的黄色,或想展现暖色系的颜色
Recommend suppressing yellow caused by bleached, or want a more obvious hair color.

使用量标准 (商务用替换瓶装) Usage standard (business refillable bottle)

短发 Short	中长发 Medium	长发 Long
2次按压(约6ml) 2pushes (about 6ml)	3次按压(约9ml) 3pushes (about 9ml)	4次按压(约12ml) 4pushes (about 12ml)



更多详情 MORE DETAIL!



step 1 不要一开始就使用全量,要一点一点加。
Don't apply it all at first, but gradually increase the amount.
先弄湿头发,用手轻轻搓出适量泡沫后,以发根为中心,均匀涂抹。
Wet your hair first and lather it gently, then apply it evenly from the roots.

step 2 不要忘记容易不均匀的内部。
Don't forget the easily overlooked inner.
在添加洗发精的同时,像泡沫面膜一样涂抹至全部头发,按照从中间到发梢的顺序涂抹。
Lather your hair evenly while adding shampoo, starting from the middle of your hair to the ends.

step 3 确认泡沫是否遍布整个头发。
Make sure the bubble is all over your hair.
彻底冲洗,直到水的颜色变干净为止。
Rinse well until the color no longer runs out.

* 混着使用的情况,先用杯子充分搅拌
* In the case of mixing with others, pour into a glass and stir it.

* 结束后请使用您喜欢的护发素
* Please use your preferred conditioner after finishing

>> HOME CARE

基本上,请3天使用1次。如果想要发色能够充分被呈现的话,建议每天使用。
Please use it once every 3 days. If you want to increase color vibrancy, it is recommended to use it every day.

使用量标准 Usage standard

短发 Short	中长发 Medium	长发 Long
3次按压(约3ml) 3pushes (about 3ml)	4~5次按压(约4~5ml) 4~5pushes (about 4~5ml)	6~7次按压(约6~7ml) 6~7pushes (about 6~7ml)



更多详情 MORE DETAIL!



step 1 不要一开始就使用全量,要一点一点加。
Don't apply it all at first, but gradually increase the amount.
先弄湿头发,用手轻轻搓出适量泡沫后,以发根为中心,均匀涂抹。
Wet your hair first and lather it gently, then apply it evenly from the roots.

step 2 最后才涂抹容易上色的发尾。
Apply it last to the end of hair that is easily colored.
在添加洗发水的同时,像泡沫面膜一样涂抹至全部头发,按照从中间到发梢的顺序涂抹。
Lather your hair evenly while adding shampoo, starting from the middle of your hair to the ends.

step 3 确认泡沫是否遍布整个头发。
Make sure the bubble is all over your hair.
彻底冲洗,直到水的颜色变干净为止。
Rinse well until the color no longer runs out.

* 混着使用的情况,先在手心充分弄均匀。
* In the case of mixing with others, put it on hand first to mix it evenly.

* 结束后请使用您喜欢的护发素
* Please use your preferred conditioner after finishing

Attention!

使用时请注意上色、染色。Please pay attention to the color when using.

- 皮肤・手等的染色: 皮肤,手和手指,指甲之间等,被染色后不容易掉,所以弄到以后请马上用肥皂等冲洗干净。
Fingers, skin, hands, fingers, and nails are difficult to wash off when they get colored. If you get color on it, please wash it immediately.
- 指甲可能会被染色。在意的人请使用手套。
It tends to colour the nails when used. Those who care, please use it with gloves

- 浴缸和洗脸台等形成污垢: 如果在浴缸,洗脸台等被染色的话,有难以掉色的情况。如果沾到的话请马上冲洗干净。
If it is stained in the bathtub, wash face, etc., it is difficult to wash off. Rinse immediately if you get any.
- 衣服等被染色: 衣服,布料等都有可能被沾上。被染色的话是难以清洗干净的。
It might stain your clothes. It's hard to clean if it's stained.

COLOR SAMPLE



* 在连续使用3天的情况下,各颜色的变化。

* In the case of continuous use for 3 days, the changes in every color.

Lavender Purple

	18lv 底色 18 under	16lv 底色 16 under
使用前 Using before		
1st day		
2nd day		
3rd day		

Milk Tea Greige

	18lv 底色 18 under	16lv 底色 16 under
使用前 Using before		
1st day		
2nd day		
3rd day		

Camel Beige

	18lv 底色 18 under	16lv 底色 16 under
使用前 Using before		
1st day		
2nd day		
3rd day		

◆ 12lv的发色因为使用了以后变化不大,所以已被省略。
12LV is not shown as it did not change much after shampoo.

Blueberry Ash

	18lv 底色 18 under	16lv 底色 16 under	12lv 底色 12 under
使用前 Using before			
1st day			
2nd day			
3rd day			

Pistachio Green

	18lv 底色 18 under	16lv 底色 16 under	12lv 底色 12 under
使用前 Using before			
1st day			
2nd day			
3rd day			

Strawberry Pink

	18lv 底色 18 under	16lv 底色 16 under	12lv 底色 12 under
使用前 Using before			
1st day			
2nd day			
3rd day			

Valencia Orange

	18lv 底色 18 under	16lv 底色 16 under	12lv 底色 12 under
使用前 Using before			
1st day			
2nd day			
3rd day			



* 照片仅作参考,印刷原因,颜色会有差异。
* The photo is for reference only. There will be color differences due to printing.

* 根据头发的状态,效果会有所不同。
* Depending on the state of the hair, the results will vary.

'For HAIR COLOR TROUBLE'

粉色系的颜色,发尾的发色会在洗发过程中流失...
Pink series color at the end of your hair will be lost in the process of washing your hair...

以发尾为中心揉搓**Strawberry Pink**,可以补色。
Apply **Strawberry Pink** to the end of your hair, can keep the color.

使用碱性染发的话,会比预想的效果更哑光...
If you use alkaline hair dye, it will be more matte than expected...

将**Valencia Orange**和较强哑光的部分混合,可以缓和颜色。
Mix **Valencia Orange** with the matte part to tone down the color.

头发还残留洗发水电素的顾客的光顾...
Who still has shampoo coloring in their hair...

【对策 Strategy 1】
选择与残留的色素类似的颜色。
Choose a similar colour to the residual pigment.

【对策 Strategy 2】
如果想从残留的色素中大改颜色(ex. 粉色→蓝色等)
If you want to drastically change the residual pigment (ex. pink → blue, etc.),
Addicthy tint clear: 使用Addicthy第2剂3% = 1:3 (时间约15-20分钟)
去除残留色素后进行上色。
Addicthy tint clear: Use Addicthy No.2 3% = 1:3 (Take about 15-20 minutes)
remove the residual pigment and apply a new color.

*但是毛发的损伤大的情况下,有可能会造成断发等,请控制使用量。
* In the case of high damage, it may cause hair breakage, etc. Please control the usage amount

'HOW TO TALK ~向顾客推荐的方法~ ~The methods of recommended it to customers~'

case 1

染粉色系的顾客
Customer with Pink series

在颜色褪去的时候使用**Strawberry pink**,就能延长享受彩色了。
You can start using **Strawberry pink** when the color is fading, it helps to extend the vibrant color.

case 2

染白色系的顾客
Customer with White series

白色时间久了容易发黄,所以用**Lavender Purple**就能抑制发黄,并保持颜色的干净。
White hair color will turn yellow over time, use **Lavender Purple** can suppress yellow. It keeps your hair color clean.

case 3

染米色系的顾客
Customer with Beige series

如果想延长享受刚刚染的柔和米色,使用**Caramel Beige**吧。但如果想要呈现出暗沉的感觉,推荐使用紫色系的**Milk Tea Greige**。
If you want to keep your beige color, use **Caramel Beige**. In otherwise, if you want a tone down the color, use Milk Tea Greige of purple series.

case 4

上次购买了**Strawberry Pink**的顾客
Customer who bought Strawberry Pink last time

今天染的暗沉感的粉色系,如果把前几天购买的**Strawberry Pink**和**Blueberry Ash**混合使用的话,就能保持更接近现在的暗沉色系的颜色了。
The color you dyed is dark pink today. If you mix the **Strawberry Pink** you bought last time with **Blueberry Ash**, you can keep your dark pink hair color.

>> MIX

Color Gadget Color Shampoo相互混合的话,显示的颜色也会有变化,颜色更广。
When products are mixed with each other, the display color changes and a wider range of colors can be achieved.

Mixing ratio 1:1

1st time 3rd times

18lv 底色/18 under

Lavender Purple	Milk Tea Greige	Camel Beige	Blueberry Ash	Pistachio Green	Strawberry Pink	Valencia Orange	18lv 底色/18 under
							1st time
							Lavender Purple
							Milk Tea Greige
							Camel Beige
							Blueberry Ash
							Pistachio Green
							Strawberry Pink

想要有更细腻的变化!
Want to make my hair colour change more delicate.

想缓和深色!
Want to tone up the dark color!

* 混合使用的时候,先用杯子充分搅拌均匀。*因为**Strawberry Pink**和**Valencia Orange**的颜色变化会比较强,所以请注意比例。
* To mix, stir well in a cup first.
* 头发的照片只是大概形象,印刷问题多少会有颜色差异。
* The image above is just a rough result. The colour will be a little different because of the printing problem.

* 因为**Strawberry Pink**和**Valencia Orange**的颜色变化会比较强,所以请注意比例。
* **Strawberry Pink**和**Valencia Orange** have high levels of colour change, so please be careful with the usage.
* 根据头发的状态,成色也会不同。
* Depending on the condition of the hair, the finished product will vary.



Exclusive Distributor / 经销商 : **NEKDERX** Sdn Bhd (243577-20) Tel: 03 - 7726 8733

Sub Distributor / 分销商 : Uni Beauty Enterprise S/B (East Malaysia)
Tel : 088 - 230 776

Hong Guan (Brunei)
Tel : +673 -2793205

Follow Us :



MILBON MALAYSIA

www.milbon.com.my