GOLDILOCKS

REPAIR HAIR CLINIC

our essential choice for recovering healthy hairs!
Super Care Clinic!

GOLDILOCKS
Repair Hair Clinic
Keratin
01
Repair Hair Clinic
Collagen
02
Repair Hair Clinic
Maskpack
03
Repair Hair Clinic
Bubble
04
Salon Repair is the preferred brand for hair designers who are passionate in providing the most healthy hair
www.nkhaircare.com

This clinic system impresses customers by taking care of hair shinier and more beautiful

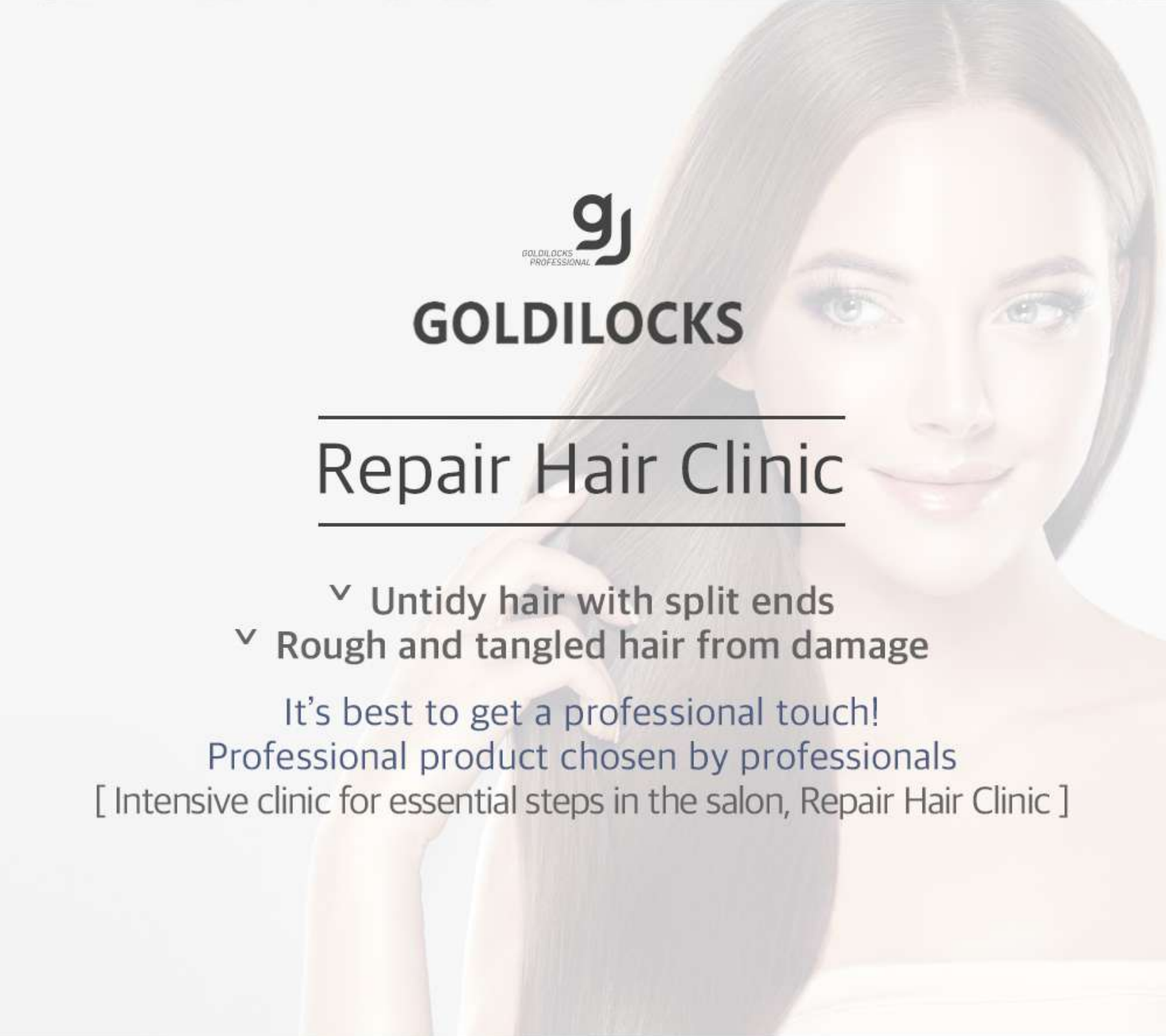

GOLDILOCKS PROFESSIONAL

GOLDILOCKS

Repair Hair Clinic

- ˅ **Untidy hair with split ends**
- ˅ **Rough and tangled hair from damage**

It's best to get a professional touch!
Professional product chosen by professionals
[Intensive clinic for essential steps in the salon, Repair Hair Clinic]

No roughness! No snapping!

Protein strengthening clinic

Amino acid protein components are absorbed fast into tangled, snapped, damaged and rough hair to take care of the root causes

PROFESSIONAL

1

Putting keratin deep inside for stronger hair

2

Putting collagen enough for smoother hair

3

Plant complex amino acids for gloss and hair protection

4

Removing toxins all at once

GOLDILOCKS
Repair Clinic System

NK Hair & Skincare has conducted scientific and systematic research to develop hair products and devoted to become the best.
NK Hair & Skincare is a professional beauty company, conducting research, developing the products necessary in the salon and not only selling in the domestic market but also exporting to 14 international markets.
We produce eco-friendly products containing the ingredients derived from nature and highly-concentrated fruit extracts and, based on our ability to develop products, work hard to deliver quality products by analyzing new trends at home and abroad and understanding customer needs

01

Liquid NA Keratin Protein

Highly-concentrated protein

- Contains undiluted keratin solution same as your hair
- Protects and restores peptide bonds in proteins
- Enhances the clinic effects when used as a pretreatment before every treatment

GOLDILOCKS
Repair Hair Clinic
Keratin
01
www.nkhaircare.com

| How to use |

- Mix with a perm agent / a hairdye / a decolorant
- When used for clinic, apply the original liquid and heat treatment

| Mixture recipe |

- For damaged hair, mix 10mL of Liquid NA with 100 mL No. 01 agent
- For normal hair, mix 10mL of Liquid NA with 100 mL No. 01 agent

| Clinic recipe |

When used only for clinic, apply No. 01 agent to the hair, use a moisturizing hair straightener (110℃ or lower) to iron the entire hair (15-20 min) and dry with the cold air. (No need to rinse off after No. 01 treatment.)

GOLDILOCKS
Repair Hair Clinic
Collagen
02

02

Liquid Cure Clinic System

Moisturizing

- Improves the adhesion between proteins to accelerate hair recovery
- Keeps provided proteins retained longer
- Used in various ways before / after every treatment

| How to use |

- How to use - Mix with a perm agent / a hairdye / a decolorant
- When used for clinic, mix the original solution and water 1:1 and apply heat treatment

| Clinic recipe |

Mixture recipe (water) 1: 1 (cure) After No. 01 treatment, apply No. 02 to the hair,
use a moisturizing hair straightener (110℃ or lower) to iron the entire hair (15-20 min).
(No need to rinse off after No. 02 treatment.)

| Mixture recipe |

This is undiluted solution with no water mixed at all, which turns into gel when mixed with water
(Mixed recipe) For Liquid neutralizing solution 100 mL, use 10-30 mL
For cream neutralizing solution 100 mL, mix 1:1.

03

Liquid NA Miracle Treatment

Protective layer / gloss enhancement

Repair Hair Clinic
Maskpack
03

- Contains plant complex amino acids for great gloss / moisturizing care after treatment
- Contains natural extracts for enhanced moisturizing / residual odor removal effects
- Improves moisturizing effect / flexibility of proteins to help functional recovery
- Controls oil-moisture balance in cuticle layers to strengthen protective function for internal materials

| How to use |

Apply mask pack to your hair and steam heat treatment for 15-20 min and then rinse thoroughly with lukewarm wate

| Clinic recipe |

After No .01 and No. 02 heat treatment and cool air dry, apply No. 03 Liquid Miracle Treatment and massage with your hands. Apply heat treatment for 15 min, leave it for 5 min and rinse off.
(No need to shampoo at the end)

04

Repair Hair Clinic
Bubble
04

Bubble Clinic System

Toxin remova

- Has a detox function to remove toxins in the hair
- Has great toxin removal, residual alkali/ hydrogen peroxide decomposition activities in the hair
- Prevents proteolysis from the activities of hydrogen peroxide
- Protects ionic bonds in proteins, restore their original forms to enhance the lasting power after treatment
- Controls pH to restore and maintain the isoelectric point (pH 4.5-5.5) for strengthening hair gloss and elasticity

---

| How to use |

- After applying perm neutralizing solution, use 5 min before rinsing off
- When coloring, use 5 min before rinsing off
- When used for clinic, use just before shampooing

No roughness! No snapping!

Protein strengthening clinic

Restores the original form of your hair!
Best for burnt or melted hair!



Before

After

Before

After

Users are **110%** satisfied, Must-have in the salon, specialized product for professionals!



Before

After

Before

After

Treatment manual

60 days lasting clinic treatment

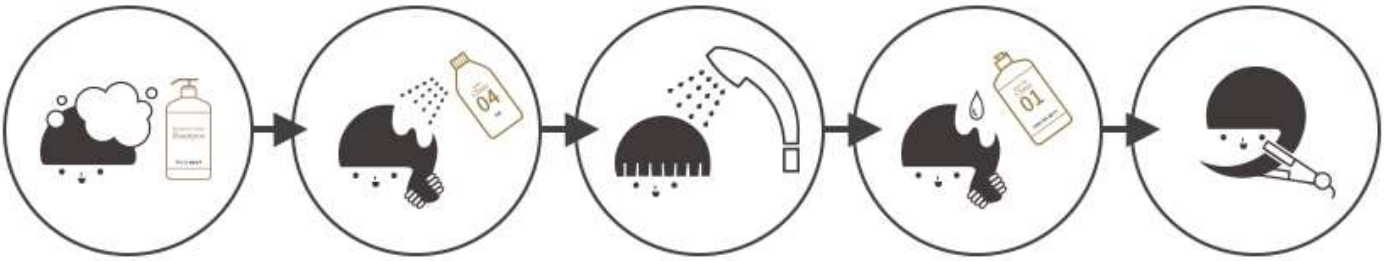

Shampoo with Pure Green and rinse off

Spray No. 04 (buckle) evenly on the entire hair and gently massage

Rinse off thoroughly

Blow dry wet hair and apply no. 01 (keratin protein) well to the hair

Use a low-temperature hair straightener to iron the hair (110 ℃ or lower)

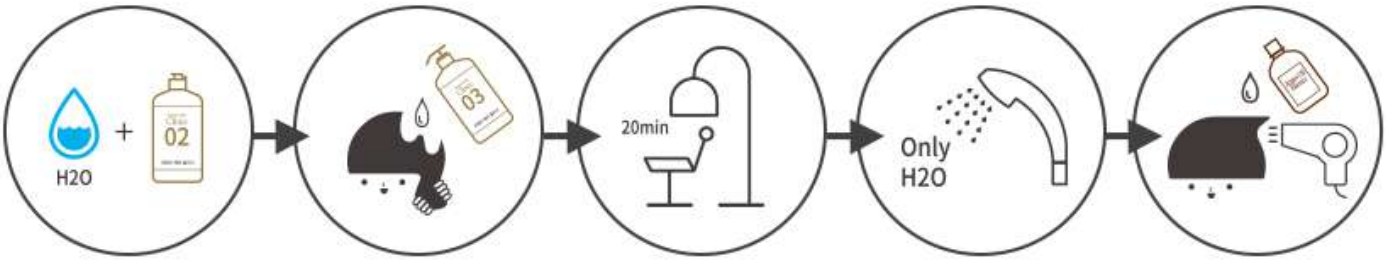

Mix water and No. 2 1:1 and apply it to unwashed dry hair and heat treatment with steam (for 20 min) or a low-temperature hair straightener.

After No. 02 treatment, spread No. 03 lightly over unwashed hair and gently massage with hands

Use a low-temperature hair straightener to iron the hair or apply steam for 20 min

Rinse off thoroughly only with water

Apply essence and finish

Simple treatment manual

Simple clinic

1 week lasting manual



Spread No. 03 lightly

Use a moisturizing (low-temperature) hair straightener to iron the hair

Emergency recovery clinic treatment

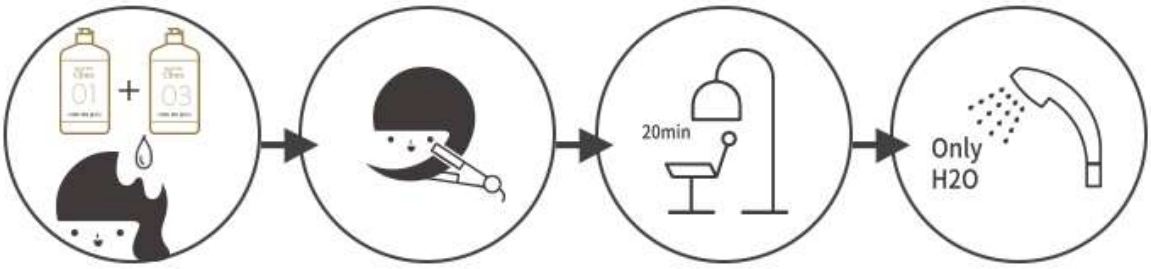

Mix No. 01 and No. 03 1:1 and apply it to the hair

Use a low-temperature hair straightener to iron the hair and apply a steamer

Heat treatment for 20 min (a low-temperature hair straightener or a steamer)

Leave it for more than 10 min and rinse off thoroughly only with water