

COLOR METHOD COLOR METHOD COLOR METHOD  
 COLOR METHOD COLOR METHOD COLOR METHOD  
 COLOR METHOD COLOR METHOD COLOR METHOD  
 COLOR METHOD COLOR METHOD COLOR METHOD



 framesi  
 PROFESSIONAL HAIR FASHION


# LONG LASTING COLOR TECHNOLOGY

## 持久色彩科技技术

### HYDRATING ACTION

补水/保湿功能

Elasticity  
Softness  
Shine  
弹性  
柔软度  
光泽



### ANTI-OXIDISING ACTION

抗氧化功能


Enhanced protection  
of color and scalp.  
增强保护颜色和头皮.



### PROTECTIVE ACTION

防护措施

Manageability  
Hair resistance.  
容易梳理



### RESULT :

More brilliant color LONG LASTING effect  
色泽更亮丽效果持久

Barrier cream	<b>PRO-TECT CREAM</b>	护发素
Anti-stain / Delicate / Fresh and softening 防污/细腻/清新和软化		
Soothing spray	<b>RELIEF</b>	舒缓喷雾
Performs an effective, instant, prolonged soothing action Alleviates the discomfort of sensitive skin 效果明显, 即时的、延续性的舒缓作用 缓和敏感肌肤的不适感		
Acid pH detergent	<b>SHAMPOO GO</b>	酸性pH值洁发乳
Restores the natural balance of scalp and hair after the coloring service, Eliminates all color residue 恢复头皮和头发染发后的酸碱平衡状态, 消除所有颜色残留物		
Nourishing mask with acid pH	<b>POST COLOR MASK</b>	酸性pH值滋养膜
Stabilising color / Protects hair / Intensifies the duration of the color result 稳定颜色/保护头发/加强颜色效果的持续时间		
Shampoo for white, grey, blonde and highlighted hair	<b>ULTRA VIOLET SHAMPOO</b>	白色、灰色, 金发和色泽亮丽 发质的洗发水
Hydrating, illuminating / Anti-yellow action 补水、提亮发色/抗黄作用		
Liquid cleanser	<b>SUPERMAK</b>	液体发膜
Removes stains without irritating the skin Delicate Effective on all types of color 去除颜色残留物而不刺激头皮. 对所有类型的颜色都有效		



75 ml



150 ml



1000 ml



1000 ml



400 ml



250 ml

# STEP BY STEP

按步使用

## STEP 1

### PRO-TECT CREAM

Before coloring, apply the cream to the entire hairline and on the top of ears. Rinse well with the color.




涂抹颜色前，将护发素涂抹在整个发际线和耳朵上方。将颜色冲洗干净。

## STEP 2

### SHAMPOO GO

After applying color, wash with SHAMPOO GO, massaging scalp and hair delicately, then rinse well.

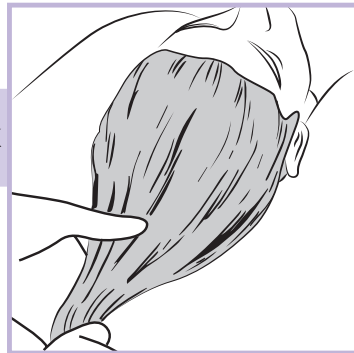


涂抹完颜色后，用SHAMPOO GO清洗，细致地按摩头皮和头发，然后冲洗干净。

## STEP 3

### POST COLOR MASK

After washing hair with SHAMPOO GO spread POST COLOR MASK on carefully. Apply the product to your hands and massage the scalp, continuing along lengths and ends. If the scalp is sensitive, apply a greater product quantity to the scalp massaging delicately, then to lengths and ends. Leave on for at least 5 minutes and rinse well.

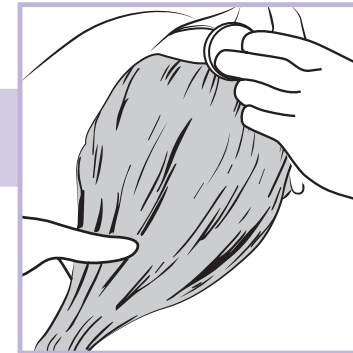


用SHAMPOO GO洗完头发后再仔细均匀地涂抹POST COLOR MASK。将产品涂抹在双手上开始按摩头皮，然后沿着发丝和发梢继续按摩。如果头皮敏感，可将更多的产品涂抹在头皮上，轻轻按摩，然后涂抹在头发至发尾。敷上至少5分钟，然后冲洗干净。

## STEP 4

### SUPERSMAK

Pour the product on a cotton ball and delicately massage the scalp area to be cleaned.



将产品倒在棉球上，轻轻擦拭和适当地按摩要清洁的头皮部位。

WHEN TO USE  
何时使用

FRAMESI  
COLOR METHOD  
RELIEF

Can be applied before, during and after.  
可以应用之前，期间和之后。



WHEN TO USE  
何时使用

FRAMESI  
COLOR METHOD  
ULTRA VIOLET SHAMPOO

For an effective anti-yellow action with hydrating effect.  
有效抗黄作用并具有保湿效果。



Exclusive Distributor :

NEKDERX SDN BHD ( 241577-W ) Tel : 03 - 7726 8733

East Malaysia Sub - Distributor :

UNI BEAUTY ENTERPRISE SDN BHD Tel : 088 - 230776

Brunei Distributor :

HONG GUAN Tel : +673-2793205



Framesi Malaysia

www.nekderx.com.my